



Join Us on Discord with QR Code

Meeting Dates:

- ❖ 2/29 (Sci-Fi Theme)
- ❖ 3/21 (Theme TBD)
- ❖ 4/18 (Them TBD)

Where:

- ❖ PPSC Downtown Campus
- ❖ Room S-234





# THE FELLORE OF EARTH

## MAGICK & MAGIC

What is the Difference Between "MAGICK" & "MAGIC"?

**"Magick"** Represents the Spiritualistic and Metaphysical Rituals and Practices Based Around the Manipulation, Understanding, Study, and Use of Energies, the Universe, the Divine, and Esoteric Knowledge.

**"Magic"** Represents a Form of Stage Performance & Entertainment or Deliberate Deception or Trick, Such as Sliced of Hand, Stage Illusions, etc.

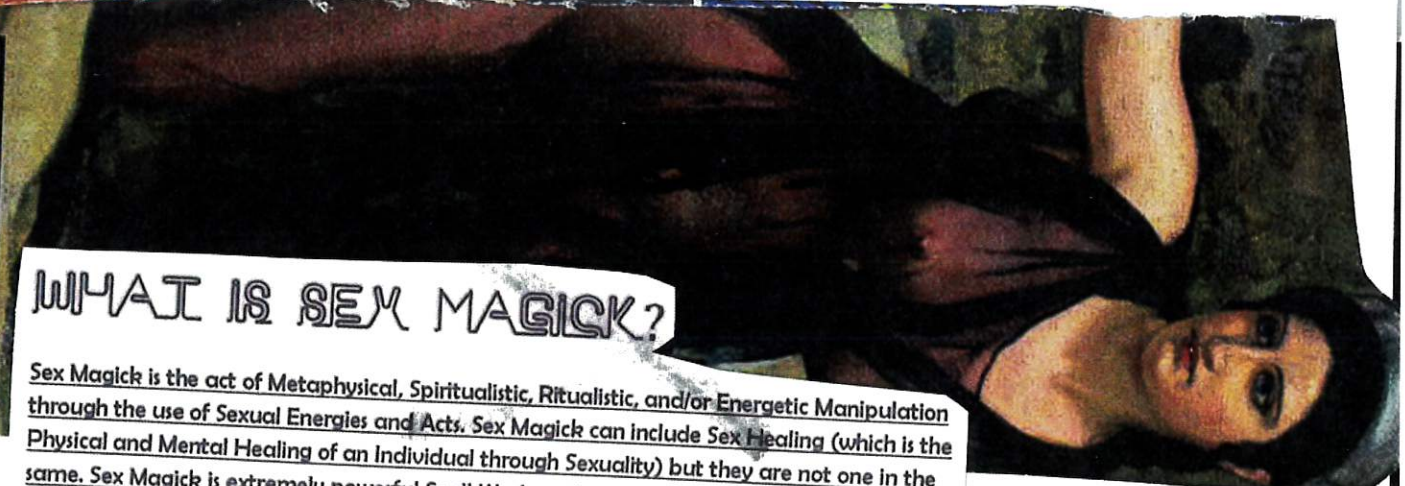
The Occult is neither Science nor Religion.

It is a study and/or practice of many things and subjects.

In some circles it is a deeply Spiritual and Metaphysical way of life, while in others, it is a strict Science of Ingredients.

Whether you seek to be an Alchemist, Tarot Reader, or simply desire to do Spell work,

The Occult is where you will find your answers. **SEEK AND YOU MAY FIND.**



## WHAT IS SEX MAGICK?


Sex Magick is the act of Metaphysical, Spiritualistic, Ritualistic, and/or Energetic Manipulation through the use of Sexual Energies and Acts. Sex Magick can include Sex Healing (which is the Physical and Mental Healing of an Individual through Sexuality) but they are not one in the same. Sex Magick is extremely powerful Spell Work and can be considered the most potent or of the most potent forms of Spell Work. Sex Magick is powerful when done by a single practitioner but is far greater in power when done by two or more people. Why is it so powerful? Sex Magick requires all involved to be willing participants and also requires the mutual experience of **JOY, PLEASURE, ECSTASY, and INTENTION.** Have you ever heard of "Seeing God through Sex"? If you're lucky, you've actually experienced it (at least once) in your life. That Tantric Peak of touching something so Beautiful & Ethereal can only be understood by those of us who've experienced it firsthand. A practitioner of Tantric Magick and Tantric Healing is one who has trained in the Art of this Sacred Knowledge and can guide those who seek this ultimate form of Enlightenment. Outside of a trained practitioner, a magical-sexual partnership is one of the most rewarding bonding experiences people can have. It is a path of Mutual Transcendental Liberation that only the luckiest will walk. It is the Art of Manipulating and Guiding the Energies of the Universe through the deliberate and sustained pleasure of another person as they do the same to you. As with any Ritual or Spell, the more people involved the greater the potency of the outcome.

Michael

ZCRR



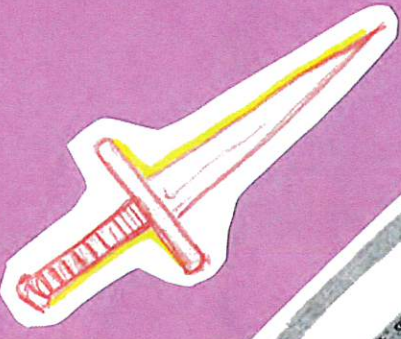

Spring goddess Persephone emerging from the underworld, flanked by her mother Demeter, goddess of grain, and friend Hecate, chthonic goddess of magic. Persephone was thought to divide her time between her mother's earthly kingdom and her husband's underworld.

Walking into Church on Christmas Day  
30 minutes early because Grandpa  
wants to get a good seat, you  
wouldn't even be there if it weren't  
for him. As you sit you wait for the  
pews to fill and they never do.  
But no one shows up for  
Jesus' Birthday...



Feeling Flighty?  
Try Some Wings





THE SECRET  
OF THE  
IMMORTAL LIQUOR  
CALLED  
ALKAHEST  
OR  
IGNIS-AQUA.

By EIRENEUS PHILAETHES.

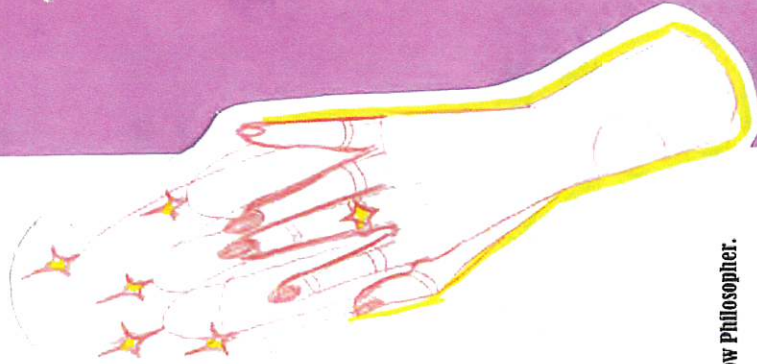
Communicated to his Friend, a Son of Art, and now Philosopher.

By Question and Answer.

THE SECRET OF THE LIQUOR ALKAHEST.

1. Question.—What is the Alkahest?

Answer.—It is a Catholic and Universal *Menstruum*, and, in a word, may be called (*Ignis-Aqua*) a Fiery Water, an uncompound and immortal *ens*, which is penetrative, resolving all things into their first Liquid Matter, nor can anything resist its power, for it acteth without any reaction from the patient, nor doth it



By earth and water, air and fire, by blade and bowl and circle round, we come to you with our desire: let all that is hidden now be found.

Witches' Rune by S. J. Tucker



Candles flicker in the dark room. Three small figures kneel circled around a prone body. Quietly, almost in whispers, they begin to chant; "Light as a feather, stiff as a board. Light as a feather, stiff as a board."

Why do all little girls play occult games such as these in their youth, and why do so many adult women have decks of tarot cards stored in desk drawers? What is it about the occult speaks to the cultural feminine?

Magic, it seems, has always been a weapon of the disenfranchised. Historically, witches were thought to practice maleficium or evil magic that caused harm to people or property. This idea, of the socially powerless using diabolical magics to their own gain was terrifying to the puritanical and patriarchal governments of the past. So terrifying, in fact, that the only solution, apparently, was execution. It's no coincidence that the majority of those accused and killed during the witch trials were women.

Today, witchcraft gives the disenfranchised a feeling of power in times of emotional and political turmoil. When money is tight, disease is rife, and many people feel politically impotent, the resurgence of witchcraft among young women is both a mark of powerlessness and an attempt to reclaim power.

Hidden deep in those childhood games and in those dusty tarot decks lies the memory that before the devising of a great Patriarchal God there was a Primal Goddess; Her identity is one of duality, both creator and destroyer, chaos before the creation of order, and the creator of creation in and of itself.

## BLOOD MOON

A total lunar eclipse occurs when the Earth's shadow is between the full Moon and the Sun, cutting off direct sunlight to the Moon and turning it an eerie shade of red. They're associated with portents, predictions and fortune telling, and occur every few years.

## STAMINA CANDLE SPELL FOR YOU & YOUR PARTNER.

### Ingredients

1. **RED** Candle
2. High John the Conqueror Oil
3. Sharp Knife
4. White Sage
5. Cloth
6. Altar



Begin by Cleansing your Candle with Smoke from your White Sage.

Place each item on Cloth at the center of your Altar.

Take your Sharp Knife and carve an image of the Sun on your Candle (while doing this imagine a river of fiery light flowing from the Sun, down to your

mind, and out of your Sharp Knife into the carved image). Keep the image of the Sun's Fire pouring through your entire body and allow it to fill you

with a Passionate Heat and Breathe Long & Slow (in through nose and out through mouth). Next, take your High John the Conqueror Oil and drip it on

your Fingertips on your Power Hand (dominant hand) and Anoint the

Candle from the Tip, to the Middle, to the Base, and back to the Middle, and

End at the Tip (Imagine the Heat of the Sun's Fire flowing from your Hand into the Oil and all around the Candle). Maintain deliberate breathing and

take Candle from Altar and place at the Foot or Head of your Bed and light the Candle with thanks to the Passionate Flame you've created.

## How To Do A 3 Card Tarot Read

Start by shuffling your deck.

Clear your mind & set your intention.

Ask the Universe or the Divine to answer your question or to show the meaning of something.

Lay 3 cards down side by side. If cards fall out of the deck it is a sign from the Universe to use them. If no cards fall out then use your intuition to pick.

Flip the card to the far left, as it represents the past.

Flip the center card, as it represents the present.

Flip the card on the right, as it represents the future.

Consult your deck's guidebook for meaning of each card but also read your own feelings about the images you see. Trust what you feel and what the Divine Universe is telling you. Give gratitude and return cards to deck.



Past



Present



Future

## APHRODITE BLEND (TEA OR PIPE

## TABACCO)


Take ingredients and mix them in a grinder.

Speak out loud in thanks with each ingredient.

"I give thanks to the Goddess Aphrodite for infusing her passionate flame with this (state each individual ingredient as you add it)". It is important to use her Greek name "Aphrodite" for this spell to work appropriately.

### Ingredients:

1. Pinch of Thyme.
2. Pinch of Rosemary.
3. Pinch of Mint.
4. Sprinkle of Nutmeg.
5. Sprinkle of Cinnamon.
6. Slice of Lemon with the Peel.
7. Pinch of Coriander.
8. Greek Dried Tobacco (Only for Pipe Tobacco Blend/ NOT FOR TEA



If you speak to the Universe, the Universe will speak back.



READ  
 THE  
 COLOR  
 BOOK  
 MICE  
 AND  
 MEN

It's Perfectly Normal - Harris • Speak - Anderson • The Hate You  
 Give - Thomas • What My Mother Doesn't Know - Sones • Sage  
 Persepolis - Satrapi • House of Night - Cast • Sage  
 Jacob's New Dress - Hoffmann • I Know Why the Caged Bird Sings

Banning

books

is

'purposeful erasing of history'

banned

for


language

Magic

religion


LGBTQ

Death




# A Proposal To Fix Housing That Already Inspired a Cult

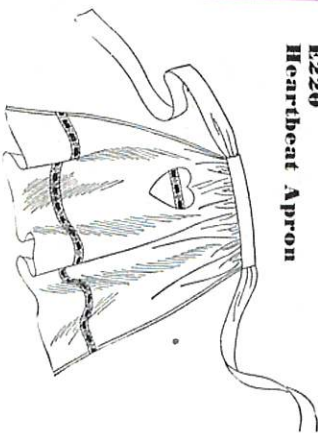
|     |     |
|-----|-----|
| 111 | ... |
| 112 | ... |
| 113 | ... |
| 114 | ... |
| 115 | ... |
| 116 | ... |
| 117 | ... |
| 118 | ... |
| 119 | ... |
| 120 | ... |
| 121 | ... |
| 122 | ... |
| 123 | ... |
| 124 | ... |
| 125 | ... |
| 126 | ... |
| 127 | ... |
| 128 | ... |
| 129 | ... |
| 130 | ... |
| 131 | ... |
| 132 | ... |
| 133 | ... |
| 134 | ... |
| 135 | ... |
| 136 | ... |
| 137 | ... |
| 138 | ... |
| 139 | ... |
| 140 | ... |
| 141 | ... |
| 142 | ... |
| 143 | ... |
| 144 | ... |
| 145 | ... |
| 146 | ... |
| 147 | ... |
| 148 | ... |
| 149 | ... |
| 150 | ... |
| 151 | ... |
| 152 | ... |
| 153 | ... |
| 154 | ... |
| 155 | ... |
| 156 | ... |



156  
157  
158  
159  
160  
161  
162  
163  
164  
165  
166  
167  
168  
169  
170  
171  
172  
173  
174  
175  
176  
177  
178  
179  
180  
181



E220  
Heartbeat Apron



**MATERIALS** . . . Cotton Percalé, Satcen, etc.—7/8 yd. Beading—1¼ yds. Narrow Velvet Ribbon of contrasting color—1½ yds.

**CUTTING DIRECTIONS**

1. Apron 1 piece—23½" x 32". Ties 2 pieces—4" x 36". Waistband 1 piece—4½" x 19". Pocket Take a piece of paper 4½" long and 4" wide, fold it in half and cut a pattern for a heart as large as possible. Cut 2 hearts from fabric.

**SEWING DIRECTIONS**

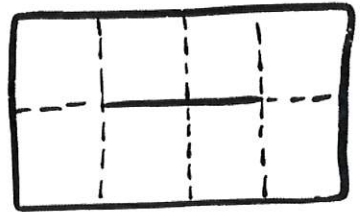
1. Make narrow machine hem along all but one 4" end of both the pieces and along both 23½" sides of apron piece.
2. Turn up hem 3½"; turn in raw edge; machine stitch hem in place.
3. Run 2 rows of gathering stitches at upper raw edge of apron.
4. Make narrow machine hem along both ends and one long side of waistband.
5. Adjust gathers of apron top evenly and place raw edge of apron to raw edge of waistband (right sides together), matching centers. Baste and stitch along gathering line. Press the waistband up. Then fold edge of waistband down to meet the stitching line on the wrong side and press.
6. To attach ties, place unfinished ends inside the ends of the waistband and baste to waistband.
7. Baste edges of waistband down over ties and across gathered edge of apron. Stitch by machine through all thicknesses from the right side.
8. On right side of one heart piece, stitch beading across top, 1" from top edge.
9. Place 2 hearts right sides together and stitch; leave 1½" for turning. Turn to right side. Crease along seam line, baste close to seam, turning in and basting opening; press.
10. Place on apron in proper position, baste and stitch close to edge by machine leaving upper edge of heart open.
11. Sew beading across bottom of apron, using stitching of hem as a guide. Draw ribbons through beading and tuck at each end.

九四宮占催風所發言之  
 風從然上來必有相熱傷者急防是  
 風從大吉上來必有政者因洋并助食事  
 風從及上來子逆父有及逆之事  
 風從得上來必有折辱之事 若欲相相  
 風從爭上來必有折辱不職停之欲求地相  
 風從母上來有訟欺不齊之人來  
 風從子上來有表急訟相持短長之事  
 風從至妻有罪人逃刑若臣士公臣之事  
 風從四時能極上來皆不凶必有火劫 能極  
 未定中事面 夏壬子亥田 秋丙午未  
 已上自有風若從此極表必有劫則有共事  
 管內五洲嶺上天鐘若風更表必有劫  
 萬無不超 此方有首更不有

# THE 8 PAGE ZINE! BUILD A BOOK




By Taylor Ruckling  
and again you want 8 rectangles

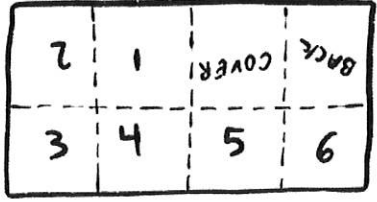


YOU WANT A SLIT IN THE MIDDLE

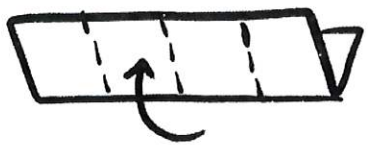
FOLD FLAT AND DONE



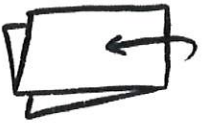
fold HORIZONTAL STYLE



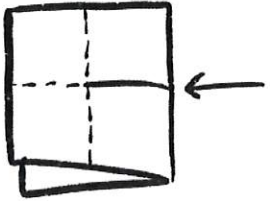
Lay out BY NUMBERING PAGES



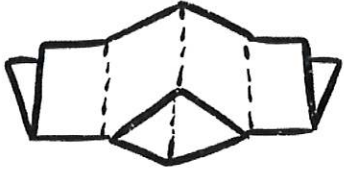
fold



fold again



Cut @ arrow



Pop out MIDDLE

Handwritten instructions and diagrams for building an 8-page zine. The steps are: 1. Lay out 8 pages numbered 1-8, including a back cover. 2. Fold the pages horizontally. 3. Fold the pages again. 4. Cut along the horizontal fold line. 5. Pop out the middle section. 6. Fold the pages flat and done.



My my gub!

She has a little friend! (so cute!)

Write Your  
Dreams

---

---

---

---

---

---

---

---

Write A  
Poem

---

---

---

---

---

---

---

---

---

---